

Day 10

Language Arts - Look at Me! Booklet

Print out the "Look at Me!" Booklet and assemble.
Complete the booklet filling in the blanks. Your child can color the book also. Help your child read his/her book.
Share it with a family member.

Math - How Many?


Using dry cereal, dry beans, pennies, etc., count out 2, 3, 4, 5, 6, 7, 8, or 9. Have your child close his/her eyes. Cover some of the items with a cup or take some away. Allow your child to look at the remaining items and guess how many are under the cup or missing. Now, you cover your eyes and let your child cover or remove some and you guess.

Science - At the Beach

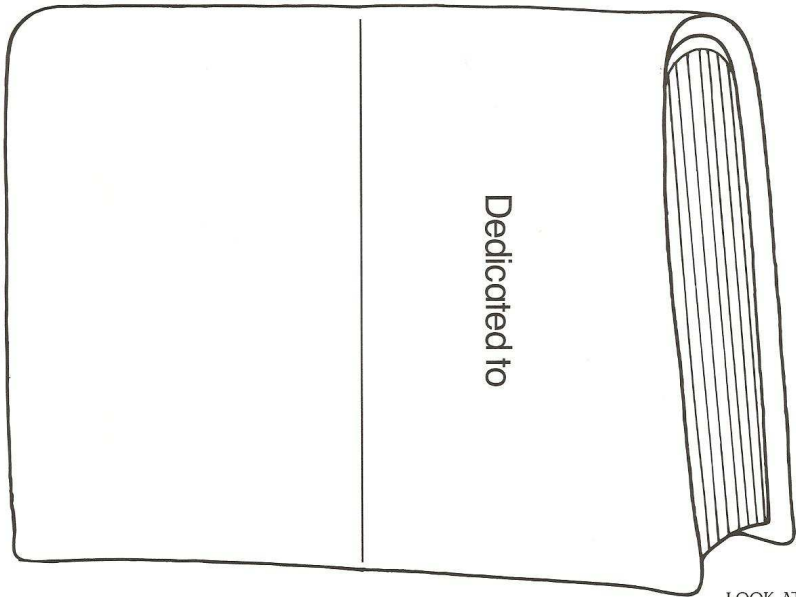
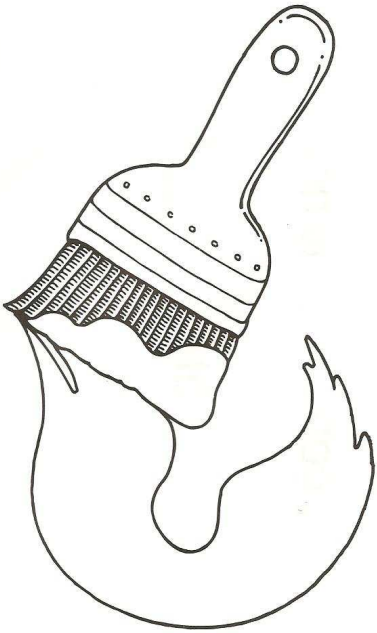
Discuss the five senses with your child. Print the Touch document. Have your child draw a picture of things he/she might touch at the beach. Share your work with a family member.

Social Studies - My Friend and I

Draw a picture of you and your friend. Have your child tell you what things are the same and what things are different between him/her and his/her friend.



Look at Me!
by





_____ at

what I can do.


1



I can write my name.

Look at _____!


2



I can _____ a

snowman. Look at _____ !

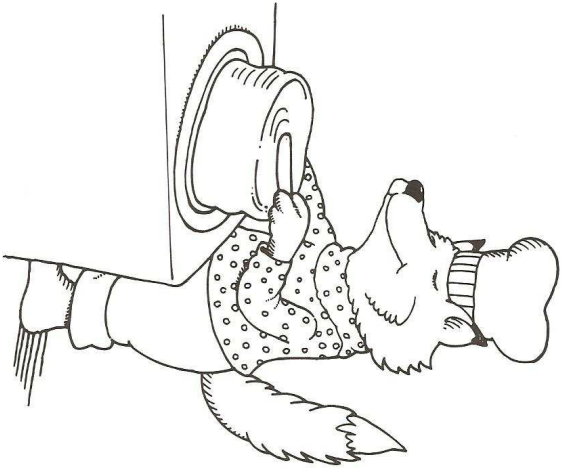
3



I can make a rainbow.

Look at _____ !

4



I can _____ a
cake. Look at _____ !

5



I can read this book.

Look at _____ !
The End

6

Touch

We use our hands to **touch**.

Draw something you **touch** at the beach.

